



IN THE NEWS THIS WEEK:

- **Announcements:** 'Open Garden' this Saturday
- **Plants of the week:** Easy Does It rose; dwarf hardy hibiscus
- **Gardening Tips:** Deep planting roses
- **B.C Fruit in now:** Cherries, apricots, blueberries
- **FEATURES THIS WEEK:** Everything's comin' Up Roses **SALE**

July 12th E-NEWS

Open 9-6 daily, 1-5 on Sunday

After allowing myself some time off last week following our daughter's wedding, it's back to work this week. It's a good thing that the weather is cooler today otherwise getting back into 'work mode' would be even harder than it is.

The wedding was absolutely beautiful and we did manage to get most of the garden whipped into shape in time for the big day (it's amazing what you can get done when you have a deadline!)



Chelsea and Josh Fabick ~ July 3, 2010

Because our garden may not look this good again for awhile, **we're having an 'Open Garden' day this Saturday from 10 until 4 for anyone who would like to wander around and take a look.** So, if the weather's nice on Saturday, feel free to drop by ~ No Charge, but please bring a **non-perishable donation** for the Food Bank.

"EVERYTHING'S COMIN' UP ROSES"

'B.O.G.O SALE'



Buy **one** rose at regular price and **get one** of equal or lesser value **FREE**. (If you only need one rose then it's 40% off reg. price.)

Plants of the week: Rose 'Easy Does It'




The colour is a delicious blend of Mango, Peach and Apricot and the fragrance is fruity, too. Ruffled petals, shiny disease-resistant foliage, and free-flowering habit make this rose a real winner. It is the **ONLY** recipient of the 2010 All American Rose Award! We have it and it's in bloom. See for yourself why I LOVE this rose.

Plants of the week:

Dwarf hardy Hibiscus



Hibiscus moscheutos 'Luna Red'




Luna Blush



Luna White



Luna Rose



Luna Pink Swirl

Rev up your summer garden by planting perennial hibiscus (*Hibiscus moscheutos*-pronounced **hy BIS kus mos KEW tos**). While slow to show life in spring, this moisture loving perennial grows quickly once it breaks dormancy and produces incredibly showy HUGE blooms mid-summer through fall. The Luna series is very compact and well branched, growing from 2-3 ft tall and about 2 feet wide and is ideal to use as the 'thriller' in a large container.

Hibiscus is very heat tolerant and does well in moist soils but is amazingly drought tolerant once established. It is also a magnet for butterflies and hummingbirds but is deer resistant. (We have a doe and her fawn living in the orchard near our home right now so, believe me, 'deer resistant' is an important quality in a plant). It is recommended that winter protection (a deep layer of mulch) be applied the first year in Hardiness Zones 4 and 5.


GARDEN TIPS: Deep Planting

Roses

Even though my parents loved growing roses, I resisted because of the roses' reputation for being persnickety to grow and because of their nasty habit of dying each winter. Frankly, my parents could afford to replant yearly to indulge their passion, but I couldn't. Then about fifteen years ago, I decided that my garden needed roses; there is no other shrub (other than *Potentilla* and I thought they'd been 'done to death') that provides so much colour in the landscape each summer. Though the Explorer and Parkland roses were hardy and expanded the repertoire of roses available to cold climate gardeners, they weren't the only roses I wanted to grow. After a lot of reading and experimentation, I found a method of growing roses that works well here. It isn't the traditional method that you find printed in rose books or on the labels, but IT WORKS and there are some side benefits for the roses as well. The method involves deep planting so that the graft (the knobby section where the desirable variety has been grafted onto a fast-growing rootstock) is 6 inches below soil level. Planting this deep gives the graft 'built-in' winter protection (did I mention that I don't mulch my roses for winter?) and I have had few losses over the past ten or more years that I've been using this planting method. Furthermore, the soil-covered portion of the stems will develop roots so that the plant becomes essentially an 'own-root' rose; even if it dies back to soil level in a cold winter, the plant will remain 'true' and be the variety you want, not the rootstock. And because the root-stock is well below soil level it NEVER produces suckers.

If, like me, you have resisted growing roses or you've had poor luck with them in the past, give deep planting a chance. Our roses are in bloom and it's the BEST time to pick what you want. **See, sniff**, and check them out now.

OTHER FEATURES THIS WEEK:



All remaining 'Dragonfly' or 'Butterfly' motif metal wall art: **40%off**



HAMILTON Outdoor Fireplace
(1 only) Reg. \$950.00 Sale \$750.00



HENRI STUDIO Low Equinox Fountain (only two left)
Reg. \$549.00 **Sale \$399.00**



Rocket lawn edgers
Available in 3 colours: Autumn, Red, Grey
Pallet Price (432 blocks) \$480.00

B.C FRESH FRUIT IN THIS WEEK:

BULK PRICES:



Cherries: Sams & Lapins
\$1.99/lb



Apricots: Tomcots **\$1.69/lb**
(Possible price increase later this week)



Blueberries **\$36.00/flat**

Raspberries in later this week.

Happy gardening,
Harriet

HANNA ORCHARDS MARKET & GARDEN CENTRE

3181-11TH Ave. NE., Salmon Arm, BC

Open Mon.-Sat. 9-6:00

Sunday afternoons- 1-5pm

(250) 832 4574

If you are receiving this newsletter in error or would like to have your name removed from our mail-out list, please go back to the weekly email notice and click on UNSUBSCRIBE.